

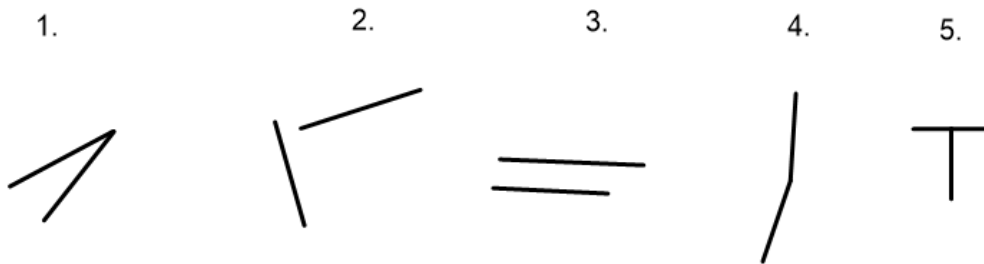
28.04.20

LO: right angles

Play the first round of example questions on the video.

Independent questions:

Draw a tick next to the images that show angles.

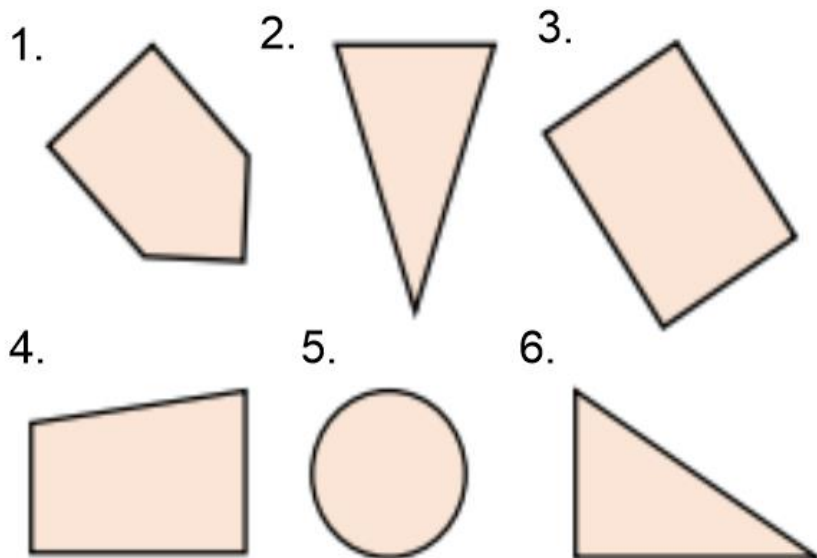


Play the second round of example questions on the video.

Independent questions:

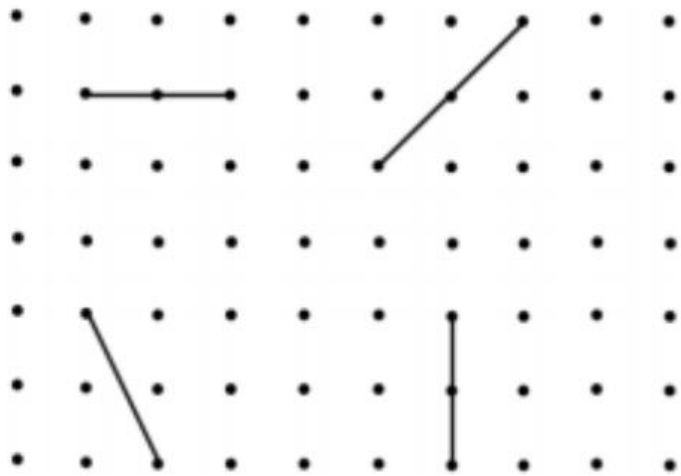
How many right angles does each shape have?

Use your new 'Right Angle Tester' to help you.



Challenge 1:

Add to each line with a pencil and ruler to create four right angles.



Challenge 2:

How many right angles can you see in this picture.



You could now draw your own. Remember to use a ruler to get straight lines.