


Top Tips:



right angle



acute angle



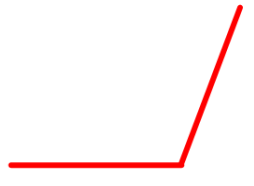
obtuse angle



right angle



acute angle



obtuse angle

Independent questions:

Label each image as having a right angle, acute angle or obtuse angle.

1.



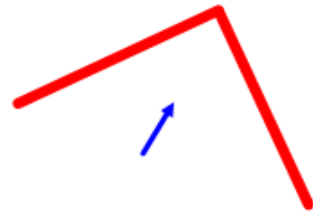
2.



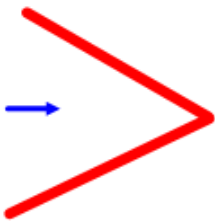
3.



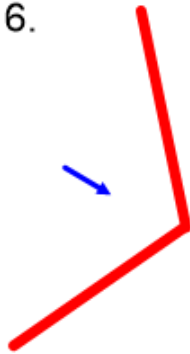
4.



5.



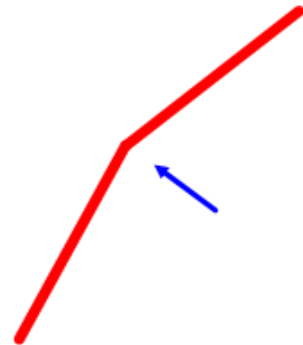
6.



7.




8.



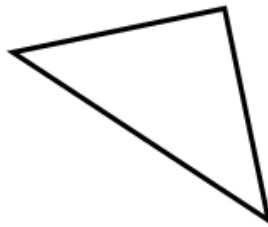
Independent questions:

Label the angles in each shape (R, A, O).

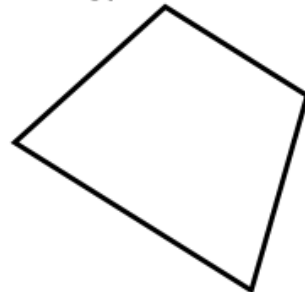
1.



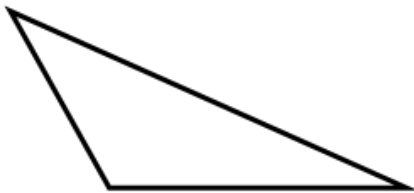
2.



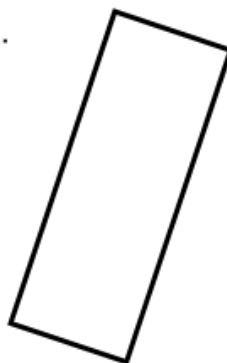
3.



4.



5.



6.



Challenge:

Teddy describes a shape.



My shape has 3 right angles and 2 obtuse angles.

What could Jack's shape look like?

Describe a shape in terms of its angles for a friend to draw.

